INVESTITOR	**DARS, d. d., Ulica XIV. Divizije 4, 3000 Celje**
OBJEKT	**OBNOVA CESTNINSKE POSTAJE IN IZPOSTAVE DOB**
ŠT. NAČRTA:	**102/2024**
DATUM:	**MAJ 2025, OKTOBER 2025 (recenzija)**

KAZALO NAČRTOV

VSEBINA RISB

Št. lista	Naslov risbe
	OBJEKT 8 - SKLADIŠČE SOLI S PRALNICO
	IZVLEČEK ARMATURE
	IZVLEČEK LESENEGA MATERIALA
08.1	ARMATURA TEMELJEV SKLADIŠČA SOLI, Poz. T-08.A in T-08.B
08.2	ARMATURA TEMELJEV SKLADIŠČA SOLI, Poz. T-08.C, T-08.1 in T-08.3
08.3	ARMATURA TEMELJEV SKLADIŠČA SOLI, Poz. W-08.A
08.4	ARMATURA TEMELJEV SKLADIŠČA SOLI, Poz. W-08.B, W-08.B', W-08.B''
08.5	ARMATURA TEMELJEV SKLADIŠČA SOLI, Poz. W-08.C
08.6	ARMATURA TEMELJEV SKLADIŠČA SOLI, Poz. W-08.1, W-08.2, W-08.3
08.7	TALNA PLOŠČA - SKLADIŠČE SOLI
08.8	TALNA PLOŠČA - PRALNICA
08.9	AB KLANČINA
08.10	LESENO OSTREŠJE - DISPOZICIJA MATERIALA Z DETAJLI

Palice - specifikacija

ozn	oblika in mere [cm]	Ø	lg [m]	n [kos]	lgn [m]	T. poz. [kg]
O8 - Temelji (strani O8.1, O8.2) (1 kos)						
1	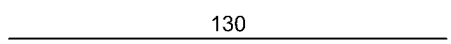	12	1.30	12	15.60	13.85
2		12	1.55	4	6.20	5.51
3		12	1.90	8	15.20	13.50
4	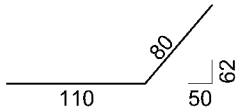	12	1.90	6	11.40	10.12
5	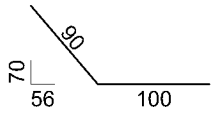	12	1.90	6	11.40	10.12
6	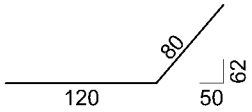	12	2.00	6	12.00	10.66
7	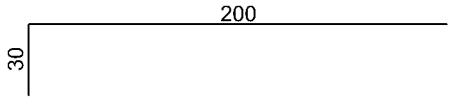	12	2.30	16	36.80	32.68
8	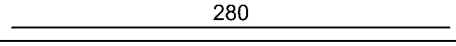	12	2.80	4	11.20	9.95
9	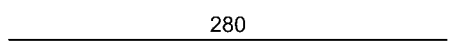	12	2.80	12	33.60	29.84
10	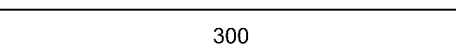	12	3.00	8	24.00	21.31
11	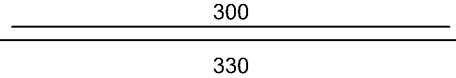	12	3.30	12	39.60	35.16
12	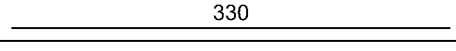	12	6.00	108	648.00	575.42
13	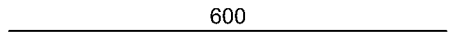	14	3.30	38	125.40	151.73
14	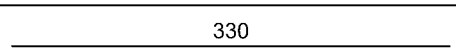	14	3.60	38	136.80	165.53
15	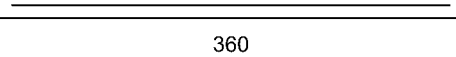	14	5.10	16	81.60	98.74
16	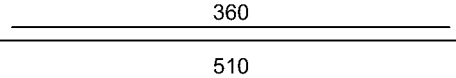	14	6.50	60	390.00	471.90
17	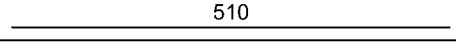	14	6.50	38	247.00	298.87
18	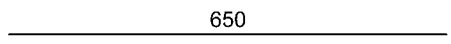	14	8.40	52	436.80	528.53
19	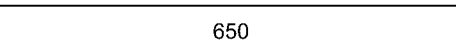	14	10.50	96	1008.00	1219.68
20	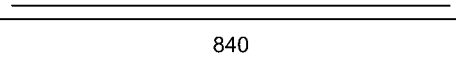	14	12.00	278	3336.00	4036.56
21	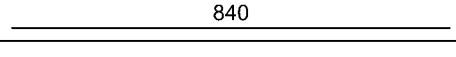	16	6.20	16	99.20	156.74
22	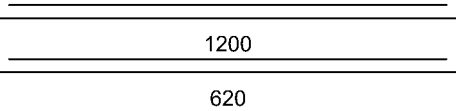	20	2.30	144	331.20	818.06
23		20	2.60	5	13.00	32.11

Palice - specifikacija

ozn	oblika in mere [cm]	Ø	lg [m]	n [kos]	lgn [m]	T. poz. [kg]
24	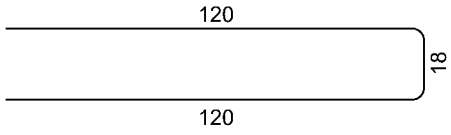	8	2.58	39	100.62	39.74
25	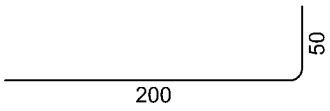	10	2.50	218	545.00	336.26
26	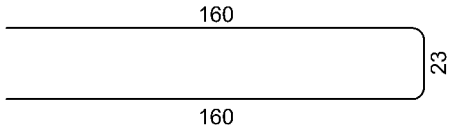	10	3.43	293	1004.99	620.08
27	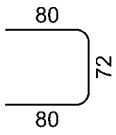	14	2.32	166	385.12	466.00
28		14	2.99	886	2649.14	3205.46
29	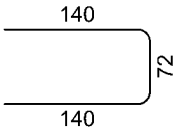	14	3.52	270	950.40	1149.98
30		16	4.39	1368	6005.52	9488.72
31	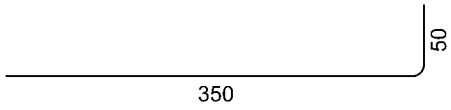	22	4.00	1396	5584.00	17265.73
32		25	4.00	54	216.00	831.60
O8 - Stene (strani O8.3-O8.6) (1 kos)						
1	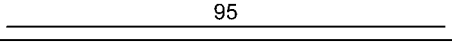	12	0.95	13	12.35	10.97
2	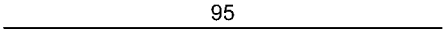	12	0.95	11	10.45	9.28
3		12	1.50	4	6.00	5.33
4	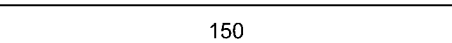	12	1.50	8	12.00	10.66
5	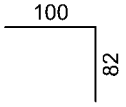	12	1.82	45	81.90	72.73
6	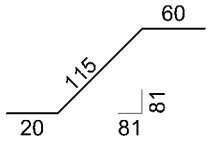	12	1.95	45	87.75	77.92
7	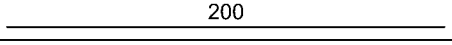	12	2.00	40	80.00	71.04

Palice - specifikacija

ozn	oblika in mere [cm]	Ø	lg [m]	n [kos]	lgn [m]	T. poz. [kg]
8	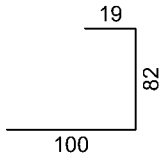	12	2.01	45	90.45	80.32
9	215	12	2.15	40	86.00	76.37
10	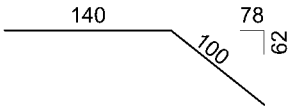	12	2.40	6	14.40	12.79
11	250	12	2.50	4	10.00	8.88
12	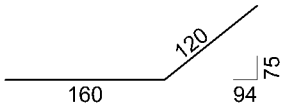	12	2.80	12	33.60	29.84
13	330	12	3.30	10	33.00	29.30
14	350	12	3.50	290	1015.00	901.32
15	370	12	3.70	16	59.20	52.57
16	380	12	3.80	10	38.00	33.74
17	450	12	4.50	323	1453.50	1290.71
18	600	12	6.00	1514	9084.00	8066.59
19	800	14	8.00	5	40.00	48.40
20	205	16	2.05	78	159.90	252.64
21	265	16	2.65	54	143.10	226.10
22	440	16	4.40	46	202.40	319.79
23	600	16	6.00	3	18.00	28.44
24	940	16	9.40	3	28.20	44.56
25	1050	16	10.50	12	126.00	199.08
26	1200	16	12.00	6	72.00	113.76
27	800	20	8.00	5	40.00	98.80
28	855	20	8.55	72	615.60	1520.53
29	445	22	4.45	61	271.45	839.32
30	830	22	8.30	112	929.60	2874.32
31	870	22	8.70	27	234.90	726.31
32	900	22	9.00	938	8442.00	26102.66
33	495	25	4.95	42	207.90	800.42
34	900	25	9.00	57	513.00	1975.05
35	1200	25	12.00	12	144.00	554.40

Palice - specifikacija

ozn	oblika in mere [cm]	Ø	lg [m]	n [kos]	lgn [m]	T. poz. [kg]
36	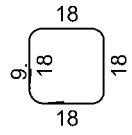	8	0.90	306	275.40	108.78
37	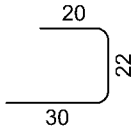	8	0.72	520	374.40	147.89
38	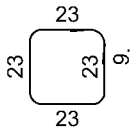	8	1.10	329	361.90	142.95
39	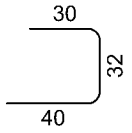	8	1.02	1350	1377.00	543.92
40	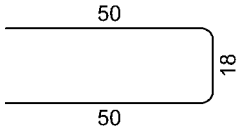	8	1.18	108	127.44	50.34
41	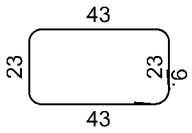	8	1.50	239	358.50	141.61
42	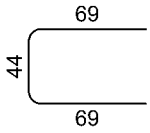	8	1.82	88	160.16	63.26
43	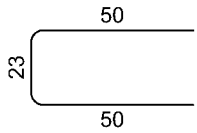	12	1.23	696	856.08	760.20
44	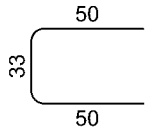	12	1.33	1143	1520.19	1349.93
45	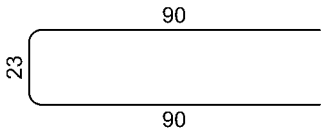	12	2.03	240	487.20	432.63
46	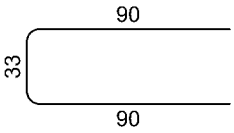	12	2.13	645	1373.85	1219.98
O8 - Talne plošče in klančina (stran O8.7-O8.9) (1 kos)						
1	575	12	5.75	40	230.00	204.24
2	680	12	6.80	16	108.80	96.61
3	690	12	6.90	16	110.40	98.04

Palice - specifikacija

ozn	oblika in mere [cm]	Ø	lg [m]	n [kos]	lgn [m]	T. poz. [kg]
4	1010	12	10.10	8	80.80	71.75
5	85	12	0.85	12	10.20	9.06
6	93	12	0.93	4	3.72	3.30
7	100	12	1.00	76	76.00	67.49
8	150	12	1.50	20	30.00	26.64
9	158	12	1.58	4	6.32	5.61
10	170	12	1.70	8	13.60	12.08
11	200	12	2.00	8	16.00	14.21
12	285	12	2.85	8	22.80	20.25
13	300	12	3.00	16	48.00	42.62
14	300	12	3.00	8	24.00	21.31
15	368	12	3.68	40	147.20	130.71
16	500	12	5.00	44	220.00	195.36
17	515	12	5.15	4	20.60	18.29
18	540	12	5.40	8	43.20	38.36
19	600	12	6.00	4	24.00	21.31
20	700	12	7.00	16	112.00	99.46
21	710	12	7.10	8	56.80	50.44
22	715	12	7.15	8	57.20	50.79
23	895	12	8.95	6	53.70	47.69
24	1200	12	12.00	24	288.00	255.74
25	50	16	0.50	146	73.00	115.34
26	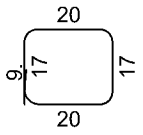	8	0.83	558	463.14	182.94
27	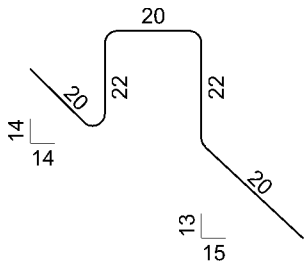	8	1.04	1450	1508.00	595.66
28	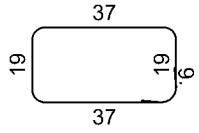	8	1.30	162	210.60	83.19

Palice - specifikacija

ozn	oblika in mere [cm]	Ø	lg [m]	n [kos]	lgn [m]	T. poz. [kg]
29	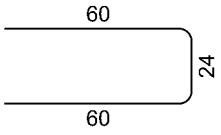	8	1.44	2215	3189.60	1259.89
30	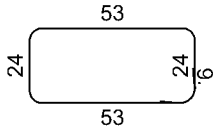	8	1.72	32	55.04	21.74
31	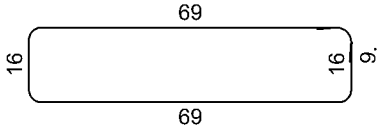	8	1.88	81	152.28	60.15
32	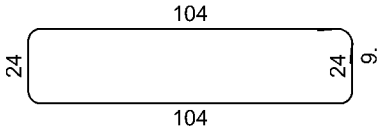	8	2.74	8	21.92	8.66
33	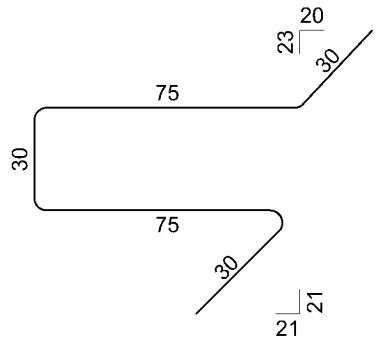	8	2.40	790	1896.00	748.92

Palice - izvleček

Ø [mm]	lgn [m]	Teža enote [kg/m']	Teža [kg]
B500, Ø <= 12 mm			
8	10632.00	0.40	4199.64
10	1549.99	0.62	956.34
12	19113.26	0.89	16972.57
Skupaj (B500, Ø <= 12 mm)			22128.56
B500, Ø > 12 mm			
14	9786.26	1.21	11841.37
16	6927.32	1.58	10945.17
20	999.80	2.47	2469.51
22	15461.95	3.09	47808.35
25	1080.90	3.85	4161.47
Skupaj (B500, Ø > 12 mm)			77225.86
Skupaj			99354.42

Mreže - specifikacija

Pozicija	Oznaka mreže	B [cm]	L [cm]	n	Teža enote [kg/m2]	Skupna teža [kg]	Opomba
O8 - Stene (strani O8.3-O8.6) (1 kos)							
I-1	Q-524	180	150	2	8.32	44.93	
I-2	Q-524	70	495	2	8.32	57.65	
I-3	Q-524	215	190	12	8.32	407.85	
I-4	Q-524	80	190	2	8.32	25.29	
I-5	Q-524	170	445	2	8.32	125.88	
I-6	Q-524	215	445	14	8.32	1114.42	
I-7	Q-524	215	500	16	8.32	1431.04	
I-8	Q-524	215	330	44	8.32	2597.34	
I-9	Q-524	50	330	2	8.32	27.36	
I-10	Q-524	90	495	2	8.32	74.13	
I-11	Q-524	215	495	86	8.32	7614.92	
I-12	Q-524	200	495	2	8.32	164.74	
I-13	Q-524	215	155	20	8.32	554.53	
I-14	Q-524	80	155	2	8.32	20.63	
I-15	Q-524	160	155	2	8.32	41.27	
I-16	Q-524	130	495	4	8.32	214.16	
I-17	Q-524	130	500	2	8.32	108.16	
I-19	Q-524	215	150	8	8.32	214.66	
I-20	Q-524	175	445	2	8.32	129.58	
I-30	Q-524	130	245	2	8.32	53.00	
I-31	Q-524	200	150	2	8.32	49.92	
Skupaj						15071.45	
O8 - Talne plošče in klančina (stran O8.7-O8.9) (1 kos)							
I	Q-524	215	600	56	8.32	6010.37	
I-18	Q-524	215	368	16	8.32	1051.83	
I-21	Q-524	215	45	4	8.32	32.20	
I-22	Q-524	215	380	4	8.32	271.90	
I-23	Q-524	215	600	8	8.32	858.62	
I-24	Q-524	215	187	2	8.32	66.94	
I-25	Q-524	215	187	2	8.32	66.94	
I-26	Q-524	215	187	4	8.32	133.88	
I-27	Q-524	215	82	2	8.32	29.38	
I-28	Q-524	215	147	2	8.32	52.63	
I-29	Q-524	215	147	2	8.32	52.63	
I-32	Q-524	215	147	6	8.32	157.89	
I-33	Q-524	85	147	2	8.32	20.71	
I-34	Q-524	85	600	2	8.32	84.46	

Mreže - specifikacija

Pozicija	Oznaka mreže	B [cm]	L [cm]	n	Teža enote [kg/m2]	Skupna teža [kg]	Opomba
I-35	Q-524	215	147	4	8.32	105.26	
I-36	Q-524	215	147	4	8.32	105.26	
I-37	Q-524	215	147	4	8.32	105.26	
I-38	Q-524	215	147	4	8.32	105.26	
I-39	Q-524	215	147	4	8.32	105.26	
I-40	Q-524	215	147	4	8.32	105.26	
I-41	Q-524	215	147	4	8.32	105.26	
I-42	Q-524	85	600	4	8.32	170.53	
I-43	Q-524	85	147	4	8.32	41.81	
I-44	Q-524	215	143	4	8.32	102.39	
I-45	Q-524	215	183	12	8.32	392.59	
I-46	Q-524	85	600	2	8.32	84.46	
I-47	Q-524	85	183	2	8.32	25.74	
I-48	Q-524	160	380	4	8.32	201.89	
I-49	Q-524	130	368	4	8.32	159.00	
I-50	Q-524	215	380	4	8.32	271.90	
I-51	Q-524	130	380	4	8.32	164.86	
I-52	Q-524	215	575	34	8.32	3497.10	
I-53	Q-524	170	575	4	8.32	325.31	
I-54	Q-524	180	575	4	8.32	344.45	
I-55	Q-524	160	575	2	8.32	153.09	
Skupaj						15562.32	

Mreže - izvleček

Oznaka mreže	B [cm]	L [cm]	n	Teža enote [kg/m2]	Skupna teža [kg]	Neto vgrajena teža [kg]
Q-524	215	600	323	8.32	34666.94	30482.51
Skupaj					34666.94	30482.51

Mreže - načrt razreza

Q-524 (600 cm x 215 cm)

2x

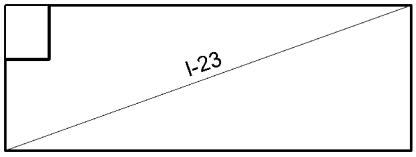

I-23 600 x 215

2x

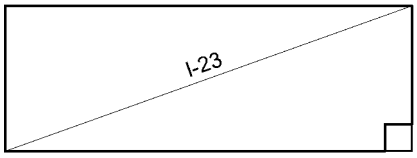

I-23 600 x 215

2x

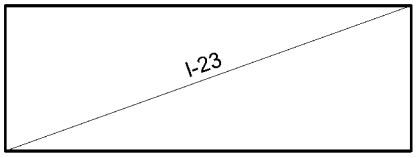

I-23 600 x 215

2x

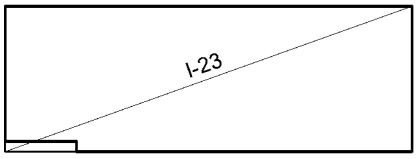

I-23 600 x 215

34x

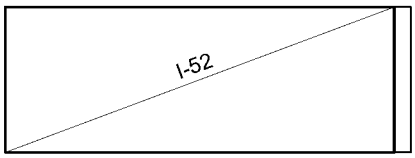

I-52 575 x 215

2x

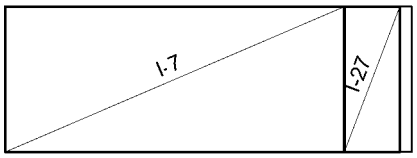

I-7 500 x 215
I-27 82 x 215

1x

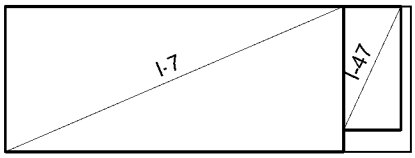

I-7 500 x 215
I-47 183 x 85

1x

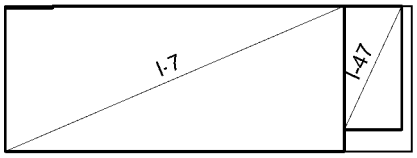

I-7 500 x 215
I-47 183 x 85

1x

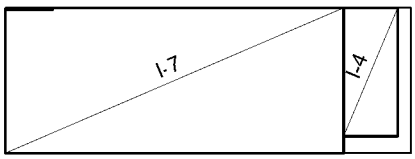

I-7 500 x 215
I-4 190 x 80

1x

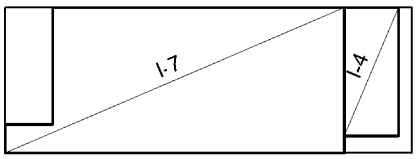

I-7 500 x 215
I-4 190 x 80

1x

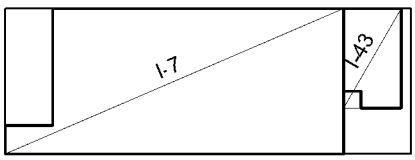

I-7 500 x 215
I-43 147 x 85

2x

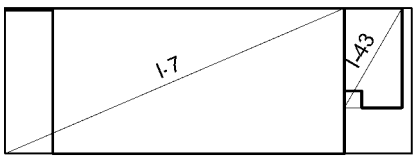

I-7 500 x 215
I-43 147 x 85

1x

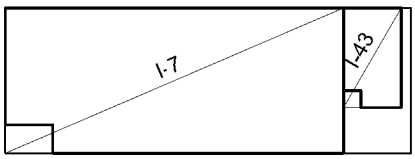

I-7 500 x 215
I-43 147 x 85

1x

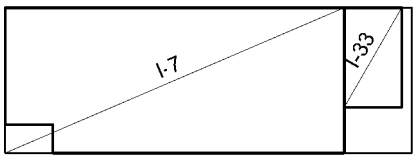

I-7 500 x 215
I-33 147 x 85

1x

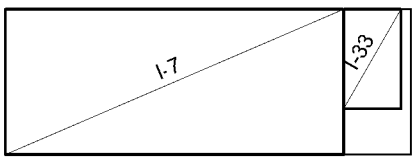

I-7 500 x 215
I-33 147 x 85

2x

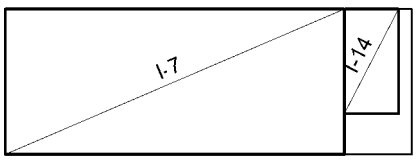

I-7 500 x 215
I-14 155 x 80

2x

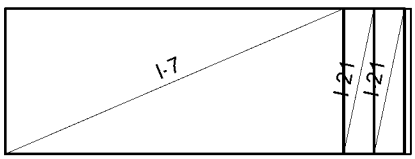

I-7 500 x 215
I-21 45 x 215
I-21 45 x 215

86x

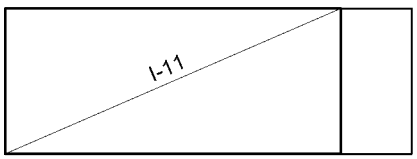

I-11 495 x 215

Mreže - načrt razreza

4x

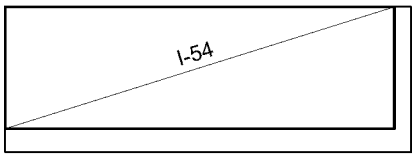

I-54 575 x 180

2x

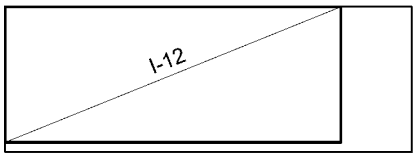

I-12 495 x 200

4x

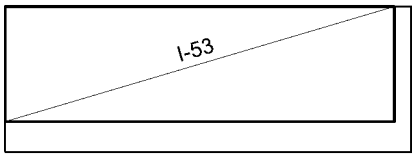

I-53 575 x 170

14x

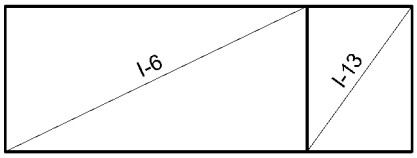

I-6 445 x 215
I-13 155 x 215

2x

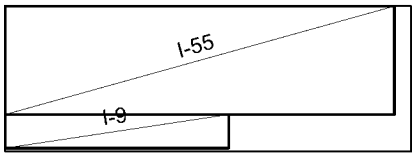

I-55 575 x 160
I-9 330 x 50

4x

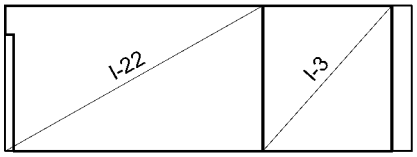

I-22 380 x 215
I-3 190 x 215

4x

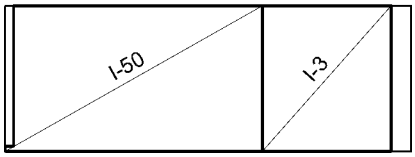

I-50 380 x 215
I-3 190 x 215

4x

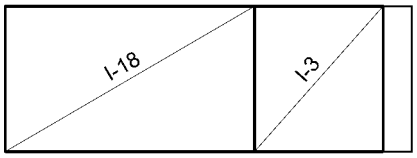

I-18 368 x 215
I-3 190 x 215

2x

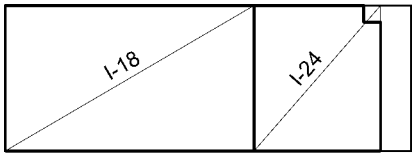

I-18 368 x 215
I-24 187 x 215

2x

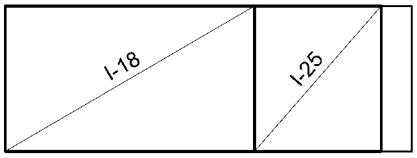

I-18 368 x 215
I-25 187 x 215

2x

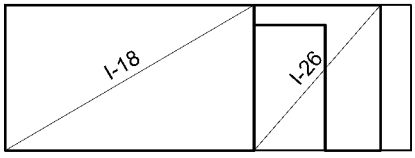

I-18 368 x 215
I-26 187 x 215

2x

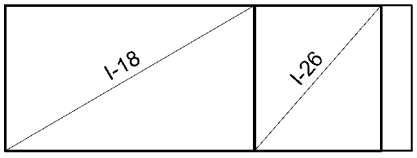

I-18 368 x 215
I-26 187 x 215

4x

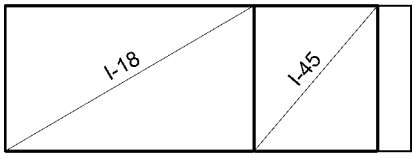

I-18 368 x 215
I-45 183 x 215

2x

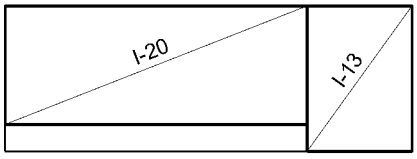

I-20 445 x 175
I-13 155 x 215

2x

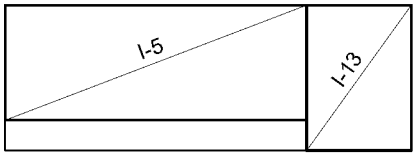

I-5 445 x 170
I-13 155 x 215

6x

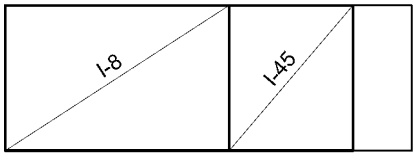

I-8 330 x 215
I-45 183 x 215

2x

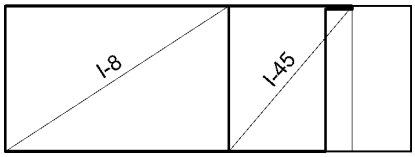

I-8 330 x 215
I-45 183 x 215

2x

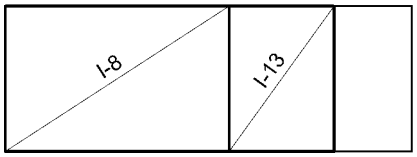

I-8 330 x 215
I-13 155 x 215

Mreže - načrt razreza

8x

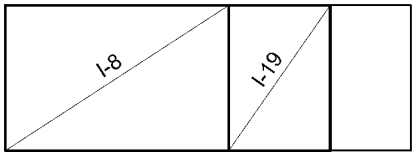

I-8 330 x 215
I-19 150 x 215

2x

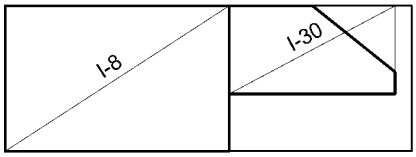

I-8 330 x 215
I-30 245 x 130

2x

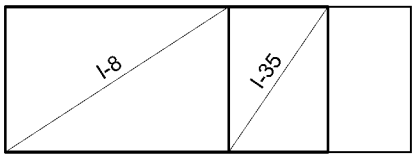

I-8 330 x 215
I-35 147 x 215

6x

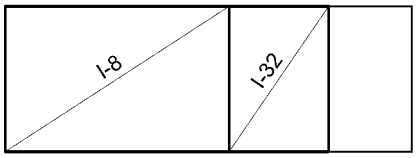

I-8 330 x 215
I-32 147 x 215

2x

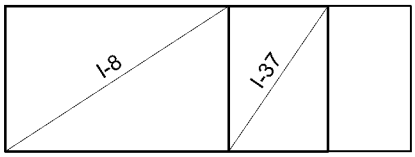

I-8 330 x 215
I-37 147 x 215

2x

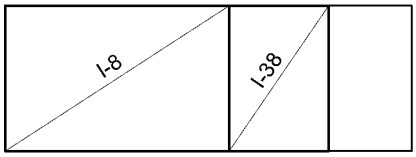

I-8 330 x 215
I-38 147 x 215

1x

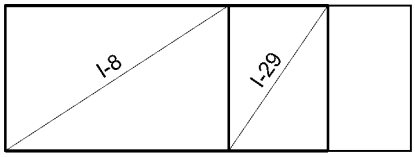

I-8 330 x 215
I-29 147 x 215

1x

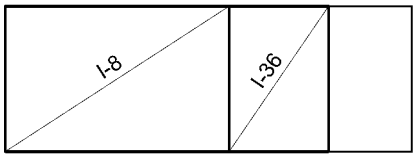

I-8 330 x 215
I-36 147 x 215

2x

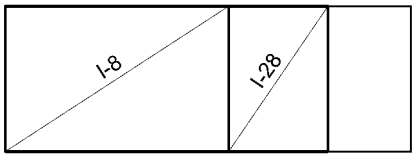

I-8 330 x 215
I-28 147 x 215

1x

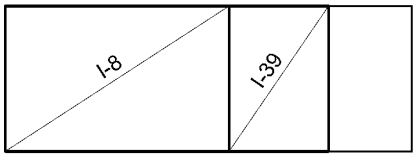

I-8 330 x 215
I-39 147 x 215

3x

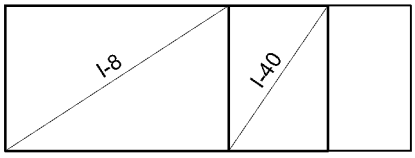

I-8 330 x 215
I-40 147 x 215

4x

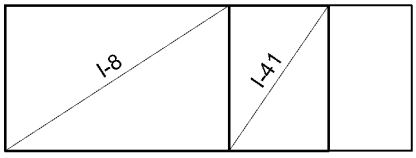

I-8 330 x 215
I-41 147 x 215

1x

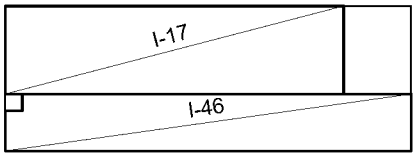

I-17 500 x 130
I-46 600 x 85

1x

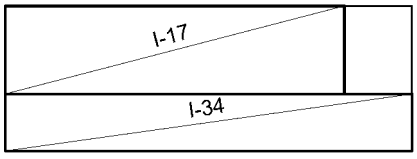

I-17 500 x 130
I-34 600 x 85

1x

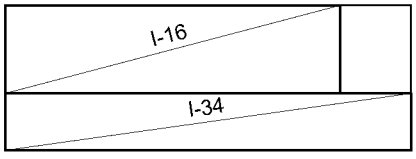

I-16 495 x 130
I-34 600 x 85

1x

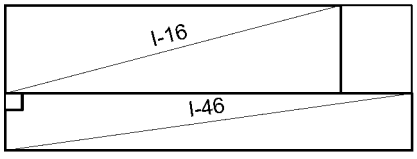

I-16 495 x 130
I-46 600 x 85

2x

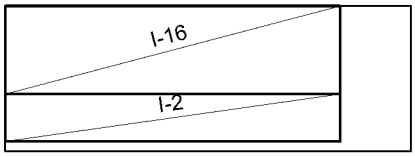

I-16 495 x 130
I-2 495 x 70

1x

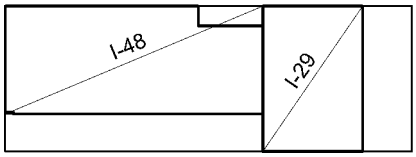

I-48 380 x 160
I-29 147 x 215

Mreže - načrt razreza

1x

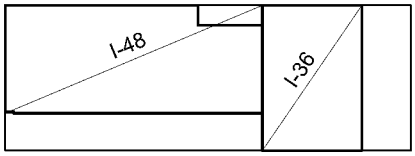

I-48 380 x 160
I-36 147 x 215

1x

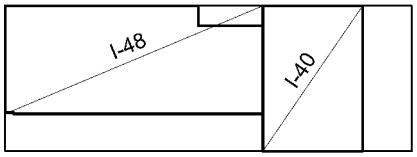

I-48 380 x 160
I-40 147 x 215

1x

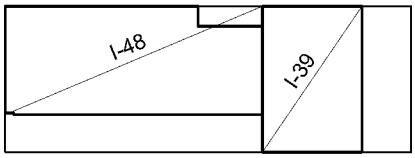

I-48 380 x 160
I-39 147 x 215

2x

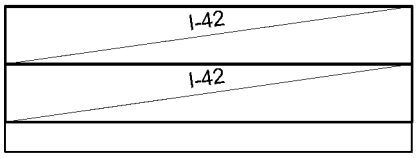

I-42 600 x 85
I-42 600 x 85

1x

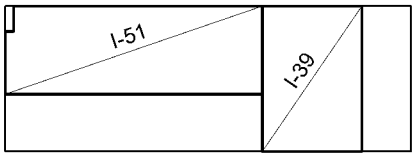

I-51 380 x 130
I-39 147 x 215

2x

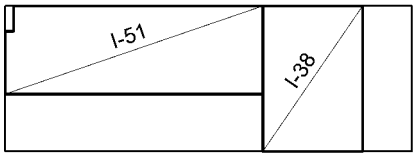

I-51 380 x 130
I-38 147 x 215

1x

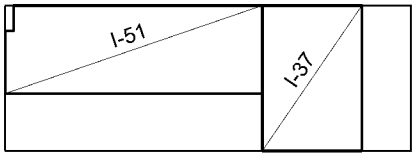

I-51 380 x 130
I-37 147 x 215

1x

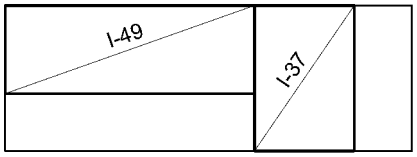

I-49 368 x 130
I-37 147 x 215

2x

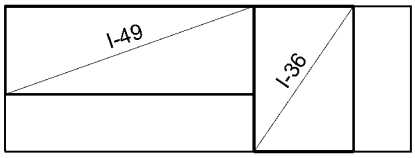

I-49 368 x 130
I-36 147 x 215

1x

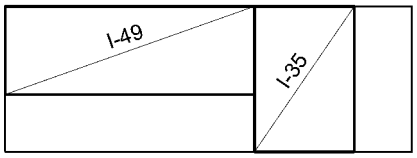

I-49 368 x 130
I-35 147 x 215

1x

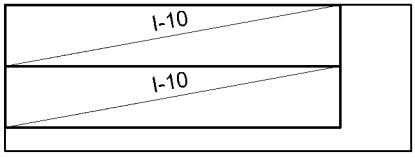

I-10 495 x 90
I-10 495 x 90

1x

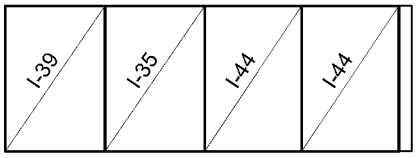

I-39 147 x 215
I-35 147 x 215
I-44 143 x 215
I-44 143 x 215

1x

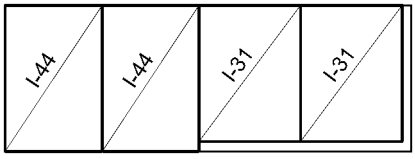

I-44 143 x 215
I-44 143 x 215
I-31 150 x 200
I-31 150 x 200

1x

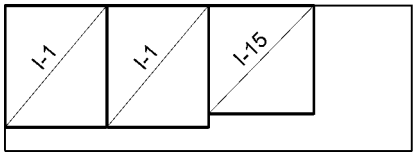

I-1 150 x 180
I-1 150 x 180
I-15 155 x 160

1x



I-15 155 x 160

INVESTITOR: DARS, DRUŽBA ZA AVTOCESTE V REPUBLIKI SLOVENIJI D.D., ULICA XIV. DIVIZIJE 4, 3000 CELJE
OBJEKT: OBNOVA CESTNINSKE POSTAJE IN IZPOSTAVE DOB

IZVLEČEK MATERIALA - OBJEKT 8, LESENA KONSTRUKCIJA

LESENI NOSILCI

PRIMARNI NOSILCI		b [cm]	h [cm]	L [cm]	V [m3]	γ [kg/m3]	T [kg]	kom.	skupaj kg.
20 / 130-230	GL28c	20	180	1900	6,84	500	3420	7	23940
20 / 48	GL28c	20	48	635	0,6096	500	304,8	9	2743,2
20 / 100	GL28c	20	100	1300	2,6	500	1300	3	3900
20 / 100	GL28c	20	100	800	1,6	500	800	1	800
SEKUNDARNI NOSILCI									
20 / 28	GL24c	20	28	500	0,28	500	140	119	16660
ZAVETROVANJE									
14 / 14	GL24c	14	14	500	0,098	500	49	33	1617
							G total [kg] =		49660,2

Priključne pločevine - DET. A1 **S235 J2**

PRIKLJUČNI KOSI	Deb. pl. [r	L pl. [mm]	B pl. [mm]	kom.	Kg / m2	kg / kom	skupaj kg	Št. spoj	skupaj kg.
STRANICA 800/300/15	15	800	300	2	117,75	28,26	56,52	14	791,3
SIDRNA PLOŠČICA 560/400	20	560	400	1	157	35,17	35,17	14	492,4
REBRO 760/150/15	15	760	150	1	117,75	13,42	13,42	14	187,9
							SUM [kg]=		1471,6

Priključne pločevine - DET. A2

Uporabi se tipski spojni element: SIMPSON BSD 200/200; n=236kom.

Priključne pločevine - DET. A3 **S235 J2**

PRIKLJUČNI KOSI	Deb. pl. [r	L pl. [mm]	B pl. [mm]	kom.	Kg / m2	kg / kom	skupaj kg	Št. spoj	skupaj kg.
STRANICA 300/180/10	10	300	180	2	78,5	4,24	8,48	16	135,6
SIDRNA PLOŠČICA 300/300	20	300	300	1	157	14,13	14,13	16	226,1
							SUM [kg]=		361,7

Priključne pločevine - DET. A4 **S235 J2**

PRIKLJUČNI KOSI	Deb. pl. [r	L pl. [mm]	B pl. [mm]	kom.	Kg / m2	kg / kom	skupaj kg	Št. spoj	skupaj kg.
STRANICA 600/300/10	10	600	300	2	78,5	14,13	28,26	8	226,1
SIDRNA PLOŠČICA 440/300	20	440	300	1	157	20,72	20,72	8	165,8
REBRO 450/100/10	10	450	100	1	78,5	3,53	3,53	8	28,3
							SUM [kg]=		420,1

Priključne pločevine - DET. A5 **S235 J2**

PRIKLJUČNI KOSI	Deb. pl. [r	L pl. [mm]	B pl. [mm]	kom.	Kg / m2	kg / kom	skupaj kg	Št. spoj	skupaj kg.
STRANICA X 200/180/10	10	200	100	1	78,5	1,57	1,57	66	103,6
STRANICA Y 200/260/10	10	200	260	1	78,5	4,08	4,08	66	269,4
VEZNA PLOČEVINA	15	260	160	1	117,75	4,90	4,90	66	323,3
VEZNA PLOČEVINA	15	210	100	1	117,75	2,47	2,47	66	163,2
							SUM [kg]=		859,5

Poz. T-08.A; b/h=300/80cm; b/h=160/80cm
kos. 1

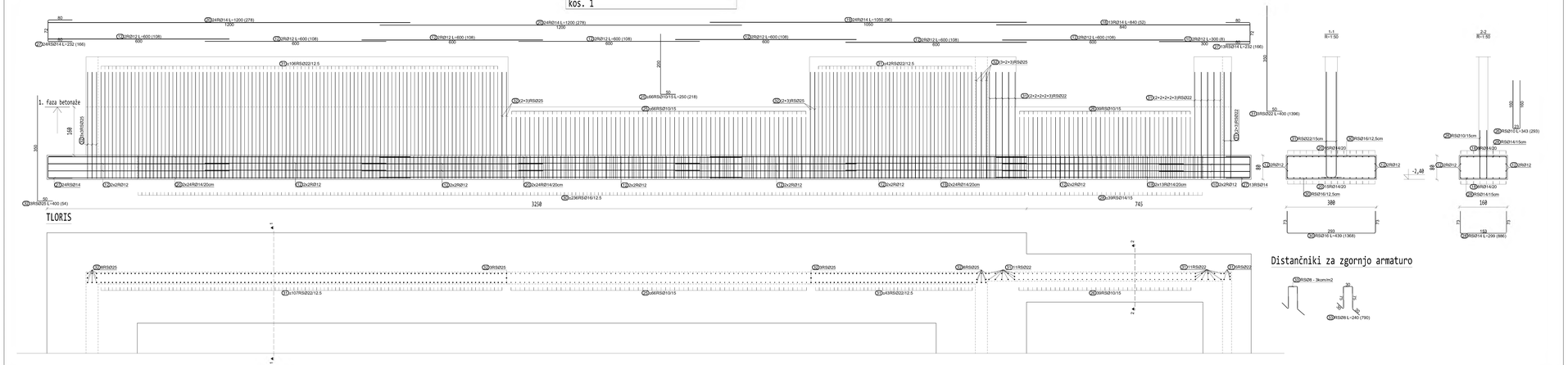

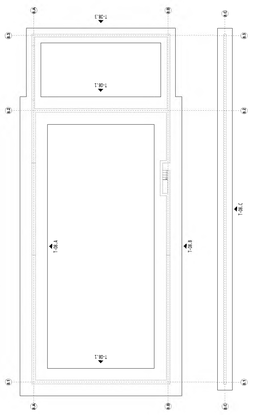

Poz. T-08.B; b/h=300/80cm; b/h=160/80cm
kos. 1

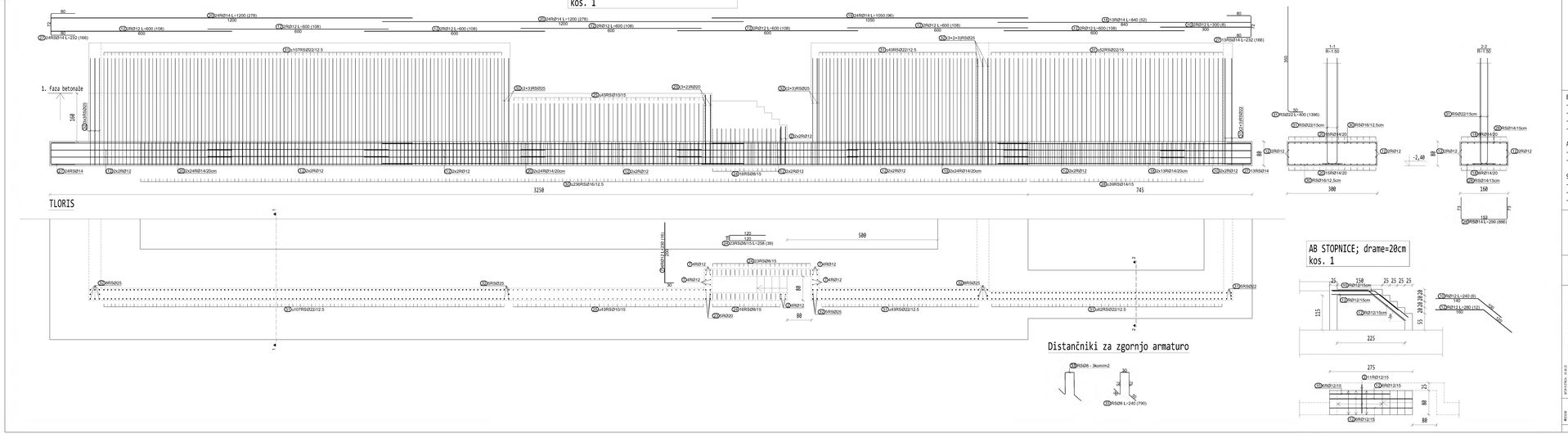

Sidranje stopnic

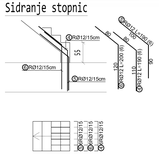

BETONI:
- C12/15, X0; podložni beton
- C25/30, XC2; temelji
- C30/37, XF1, XC4; stene in stebri
- C30/37, XC4, XD3, XF4, XA1; talne plošče

ARMATURA: B **500-B**
- preklop palic - min 60Ø
- preklop mrež - 3 okenca oz. vsaj 55cm

SPLOŠNE OPOMBE:
-Vse mere preveriti na mestu samem
-Povezava z arhitekturnimi načrti, dimenzijo armature po potrebi prilagoditi dejanskemu stanju
-V primeru nejasnosti ali spremembah pogojev pri izvedbi je potrebno konzultirati projektanta.

ST. SPREMEMBE	DATUM	SPREMEMBA	SPREMENIL	ODOBRIL

SPINA Novo mesto, d.o.o.

Resslova 7 a
8000 Novo mesto
Slovenija

+386 7 373 05 16
spina@spina.si
www.spina.si

INVESTITOR	DARS, Družba za avtoceste v Republiki Sloveniji d. d. Ulica XIV. divizije 4, 3000 Celje
OBJEKT	OBNOVA CESTNINSKE POSTAJE IN IZPOSTAVE DOB
ODGOVORNI VODJA PROJEKTA	
ODGOVORNI PROJEKTANT	
PROJEKTANT	
DATUM PZI	MAJ 2025
DATUM IZDELAVE PO REDENZIJI	OKTOBER 2025

NAČRT	FAZA	ST. PROJEKTA	ST. NAČRTA	ST. LISTA
2.1 - GRADBENIŠTVO	PZI	KGIP 2024/011	102/2024	08.1

ARMATURA TEMELJEV SKLADIŠČA SOLI 08
Poz. T-08.A, T-08.B
M 1:50

Poz. T-08.C; b/h=160/80cm
kos. 1

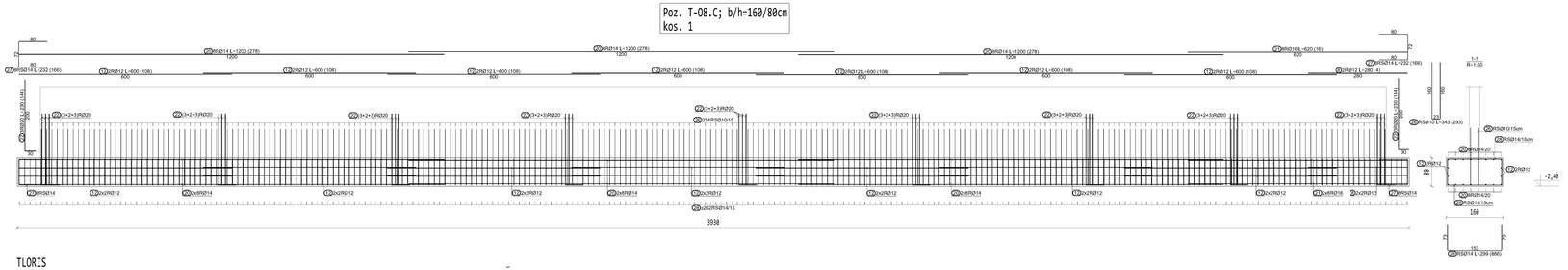

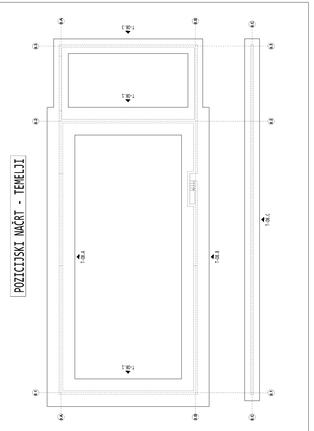

Poz. T-08.1; b/h=300/80cm
kos. 2

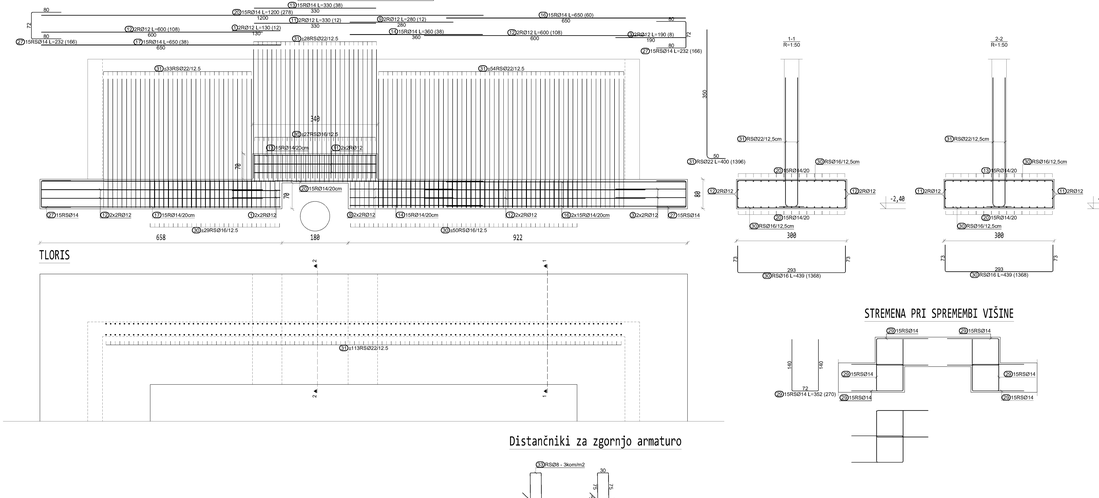

Poz. T-08.3; b/h=160/80cm
kos. 1

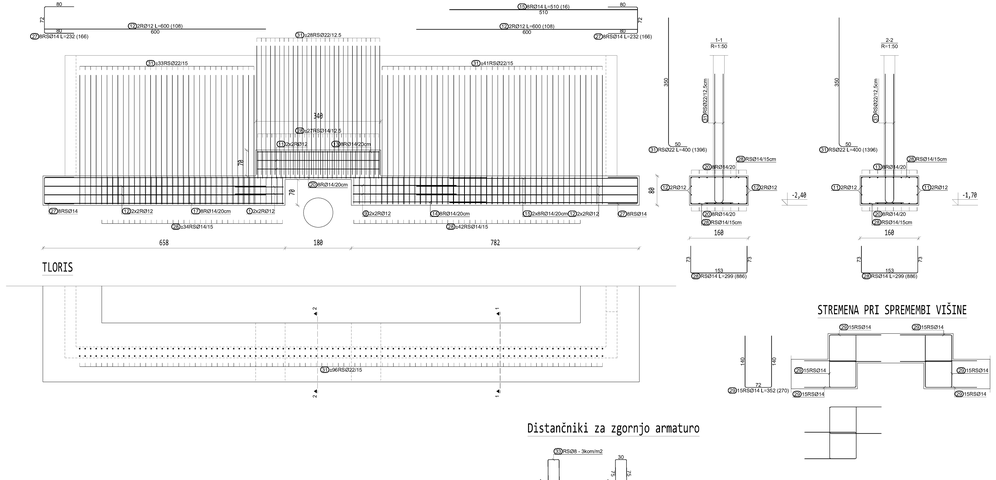

BETONI:
- C12/15, X0; podložni beton
- C25/30, XC2; temelji
- C30/37, XF1, XC4; stene in stebri
- C30/37, XC4, XD3, XF4, XA1; talne plošče

ARMATURA: B **500-B**
- preklop palic - min 60Ø
- preklop mrež - 3 okenca oz. vsaj 55cm

SPLOŠNE OPOMBE:
-Vse mere preveriti na nestu samem
-Povezava z arhitekturnimi načrti, dimenzijo armature po potrebi prilagoditi dejanskemu stanju
-V primeru nejasnosti ali spremembah pogojev pri izvedbi je potrebno konzultirati projektanta.

ST. SPREMEMBE	DATUM	SPREMEMBA	SPREMENIL	ODOBRIL

SPINA Nova mesto, d. o. o.
Resslova 7 a
8000 Novo mesto
Slovenija
+386 7 373 05 16
nps@spina.si
www.spina.si

INVESTITOR	DARS, Družba za avtoceste v Republiki Sloveniji d. d. Ulica XIV. divizije 4, 3000 Celje
OBJEKT	OBNOVA CESTNINSKE POSTAJE IN IZPOSTAVE OOB
DATUM PZI	MAJ 2025
DATUM IZDELAVE PO REVIZIJI	OKTOBER 2025
NAČRT	2.1 - GRADBENIŠTVO
FAZA / ŠT. PROJEKTA	PZI / KOJP 2024/011
ŠT. NAČRTA	102/2024
ŠT. LISTA	08.2
ARMATURA TEMELJEV SKLADIŠČA SOLI O8 Poz. T-08.C, T-08.1, T-08.3	M 1:50

© SPINA Nova mesto, d. o. o. Vse pravice pridržane. Brez pisnega dovoljenja avtorja ni dovoljeno kopiranje, razmnoževanje, spreminjanje ali uporaba tega dokumenta v kakršnekoli obliki.

Poz. W-08.A; d=40 oz. 30cm
kos. 1

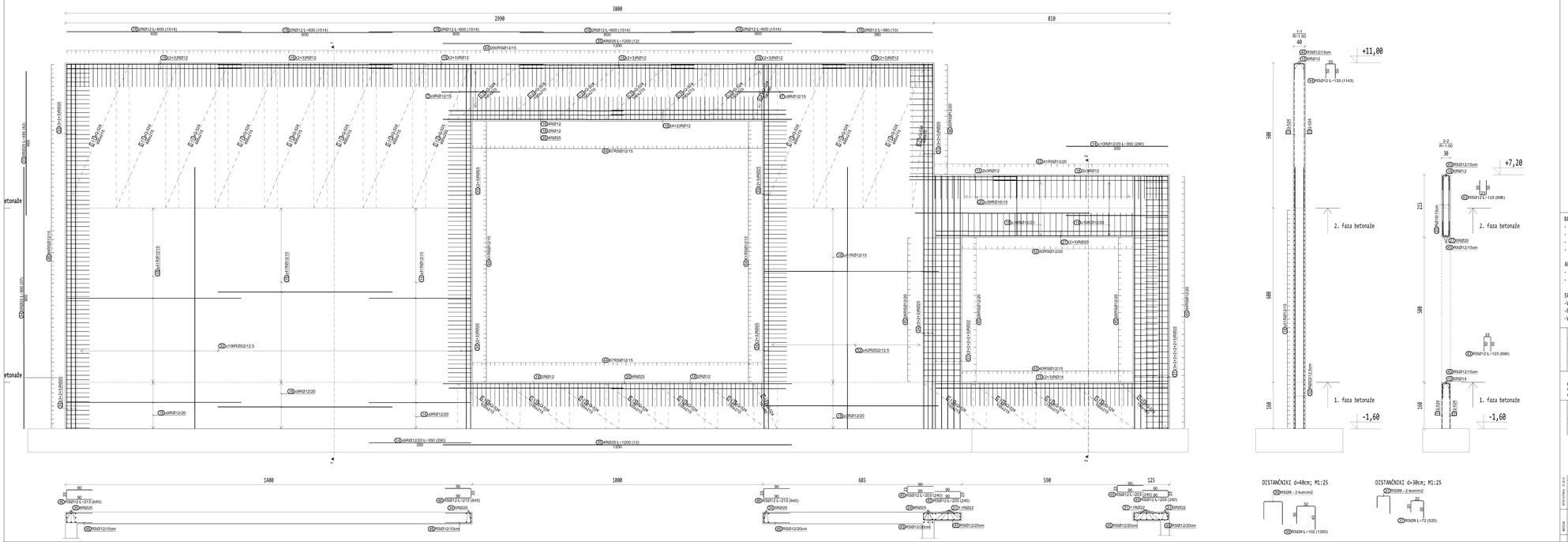

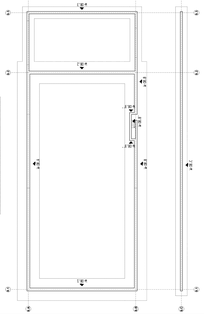

BETONI:
- C12/15, X0; podložni beton
- C25/30, XC2; temelji
- C30/37, XF1, XC4; stene in stebri
- C30/37, XC4, XD3, XF4, XA1; talne plošče

ARMATURA: B 500-B
- preklop palic - min 60Ø
- preklop mrež - 3 okenca oz. vsaj 55cm

SPLOŠNE OPOMBE:
-Vse mere preveriti na mestu samem
-Povezava z arhitekturnimi načrti, dimenzijo armature po potrebi prilagoditi dejanskemu stanju
-V primeru nejasnosti ali spremembah pogojev pri izvedbi je potrebno konzultirati projektanta.

ŠT. SPREMEMBE	DATUM	SPREMEMBA	SPREMENCI	ODDBRIL

SPINA Novo mesto, d.o.o.
Resslova 7 a
8000 Novo mesto
Slovenija
+386 7 373 05 56
spina@spina.si
www.spina.si

INVESTITOR	DARS, Družba za avtoceste v Republiki Sloveniji d. d. Ulica XIV. divizije 4, 3000 Celje
OBJEKT	OBNOVA CESTNINSKE POSTAJE IN IZPOSTAVE DOB
DATUM IZDELAVE PO REDENZIJI	OKTOBER 2025

NAČRT	FAZA	ŠT. PROJEKTA	ŠT. NAČRTA	ŠT. LISTA
2.1 - GRADBENIŠTVO	PZI	KGIP 2024/011	102/2024	08.3

ARMATURA STEN SKLADIŠČA SOLI 08
Poz. W-08.A
M 1:50

Poz. W-08.B; d=40 oz. 30cm
kos. 1

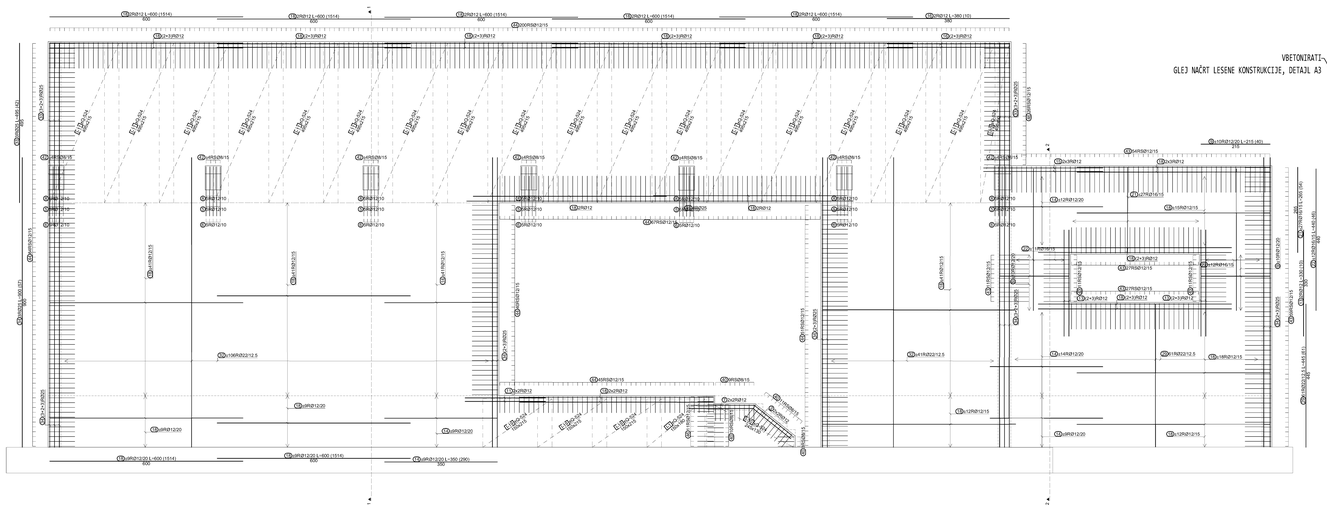



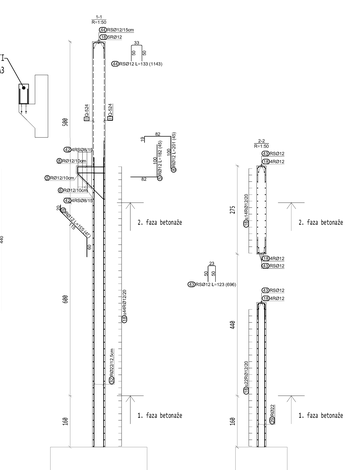





Poz. W-08.B'; d=25cm
kos. 1



Poz. W-08.B''; d=25cm
kos. 2

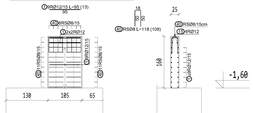

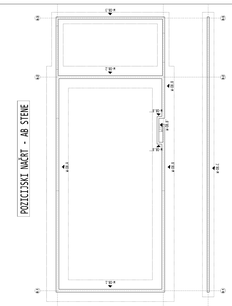

BETON:
- C12/15, XA; podložni beton
- C25/30, XC2; temelji
- C30/37, XF1, XC4; stene in stebri
- C30/37, XC4, XD3, XF4, XA1; talne plošče

ARMATURA: B 500-B
- prekrop palic - min 600
- prekrop mrež - 3 oktenca oz. vsaj 15cm

SPLOŠNE OPOMBE:
-Vse mere preveriti na nestu samem
-Povezava z arhitekturnimi načrti, dimenzijo armature po potrebi prilagoditi dejanskemu stanju
-V primeru nejasnosti ali spremembah pogojev pri izvedbi je potrebno konzultirati projektanta.

ŠT. SPREMEMBE	DATUM	SPREMEMBA	SPREMENIL	ODOBRIL

SPINA
Nova vas, d.o.o.
Resslova 7 a
3000 Nova mesto
Slovenija
+386 7 373 05 55
spina@spina.si
www.spina.si

INVESTITOR	DARS, Družba za avtoceste v Republiki Sloveniji d. d. Ulica XIV. divizije 4, 3000 Celje
OBJEKT	OHRANJA ČRPALNI/VARJ POSTAJE TN TIPOVSTAVF DDR

DATUM PIS	MAJ 2025
DATUM IZDELAVE PO KOSOVNICI	OKTOBER 2025

VRST	FAZA	ŠT. PROJEKTA	ŠT. NAČRTA	ŠT.LISTA
2.1 - GRADBENIŠTVO	PZI	KSTP 2024/051	102/2024	08.4

ARMATURA STEN SKLADIŠČA SOLI 08
Poz. W-08.B, W-08.B', W.08.B''
M 1:50

Poz. W-08.C; d=30cm
kos. 1

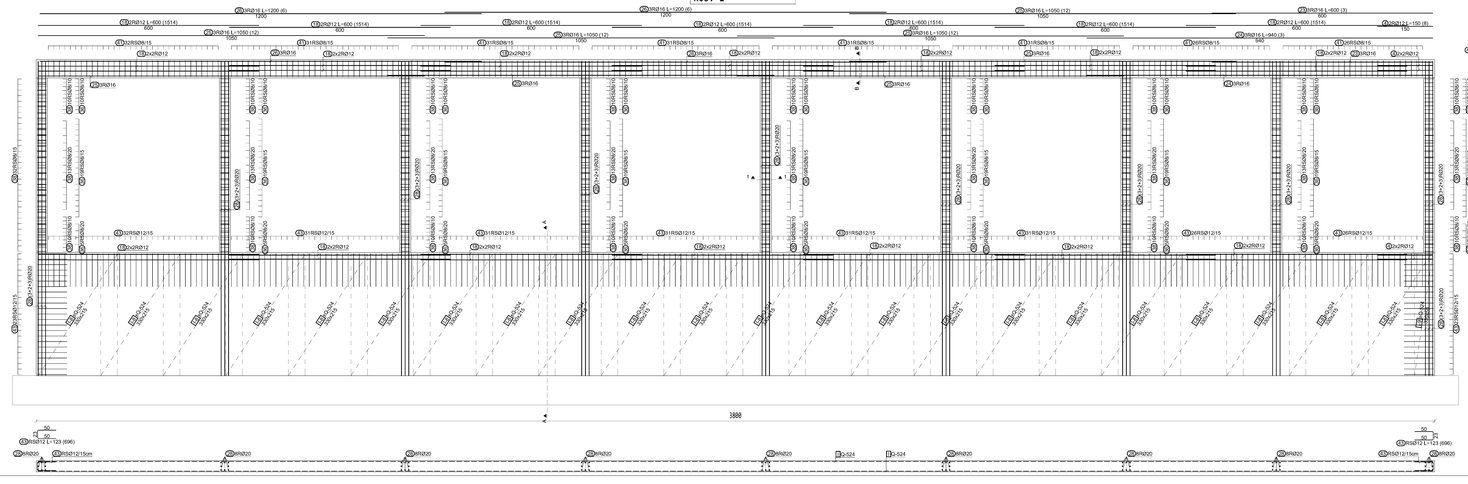

POZICIJSKI NAČRT - AB STENE

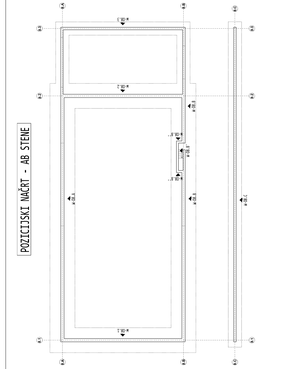

BETONI:
- C12/15, XO; podložni beton
- C25/30, XC2; temelji
- C30/37, XF1, XC4; stene in stebri
- C30/37, XC4, XD3, XF4, XA1; talne plošče

ARMATURA: B **500-B**
- preklop palic - min 60Ø
- preklop mrež - 1 okenca oz. vsaj 35cm

SPLOŠNE OPOMBE:
-Vse mere preveriti na mestu samem
-Povezava z arhitekturnimi načrti, dimenzijo armature po potrebi prilagoditi dejanskemu stanju
-V primeru nejasnosti ali spremembah pogojev pri izvedbi je potrebno konzultirati projektanta.

ŠT.SPREMEMBE	DATUM	SPREMEMBA	SPREMENIL	ODOBRIL

SPINA Nove meje, d.o.o.
Ressiova 7 a
1000 Novo mesto
Slovenija
+386 7 373 95 55
spina@spina.si
www.spina.si

INVESTITOR	DARS, Družba za avtoceste v Republiki Sloveniji d. d. Ulica XIV. divizije 4, 3000 Celje
OBJEKT	OBNOVA CESTNINSKE POSTAJE IN IZPOSTAVE DOB
DATUM PZI	MAJ 2025
DATUM IZDELAVE PO REVIZIJI	OKTOBER 2025

NAČRT	FAZA	ŠT. PROJEKTA	ŠT. NAČRTA	ŠT.LISTA
2.1 - GRADBENIŠTVO	PZI	KGIP 2024/011	102/2024	08.5

ARMATURA STEN SKLADIŠČA SOLI 08
Poz. W-08.C M 1:50

Ta načrt je last podjetja SPINA Nove meje, d.o.o. in ga ni dovoljeno kopirati ali uporabljati brez pisnega dovoljenja.



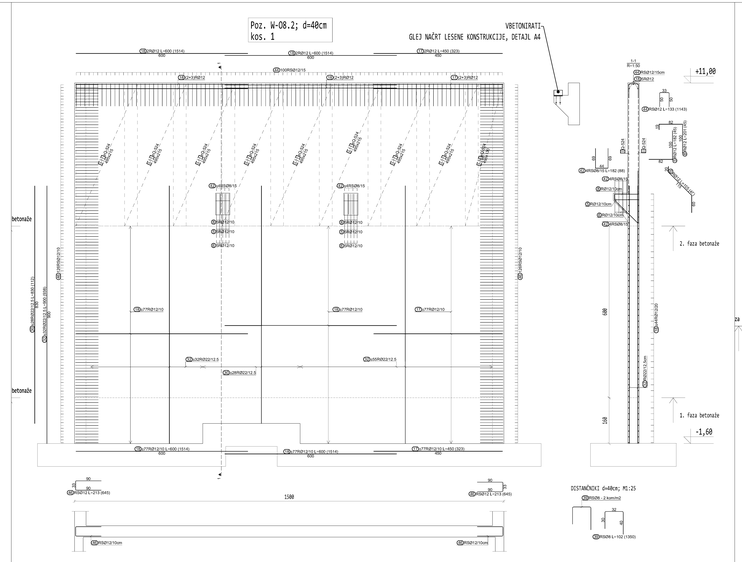

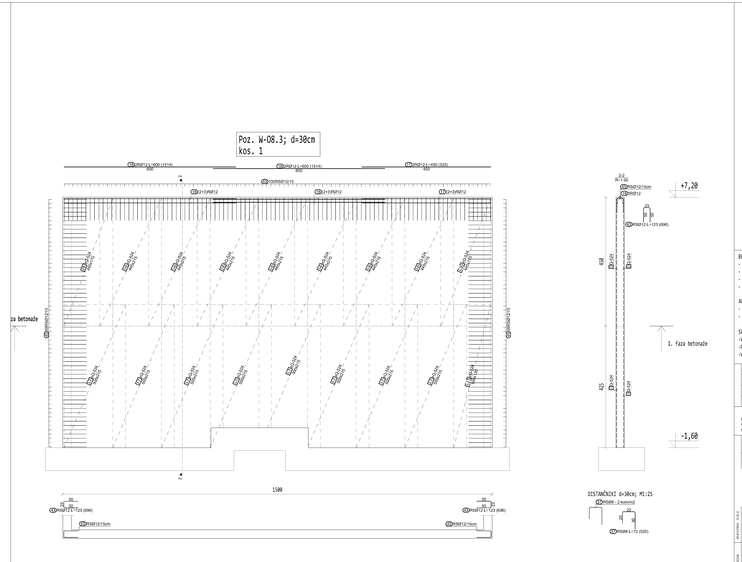

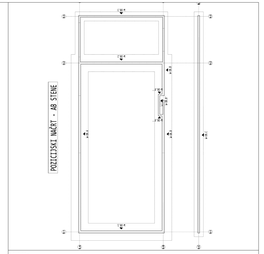

BETONI:
- C12/15, XB; podlošni beton
- C25/30, XC2; temelji
- C30/37, XF1, XC4; stene in stebri
- C30/37, XC4, XD3, XF4, XA1; talne plošče

ARMATURA: B 500-B
- preklop palic - min 600
- preklop mrež - 3 dolnca oz. vsaj 55cm

SPLOŠNE OPOMBE:
-Vse mere preveriti na mestu samem
-Povezava z arhitekturnimi načrti, dimenzijo armature po potrebi prilagoditi dejanskemu stanju
-V primeru nejasnosti ali spremembah pogojev pri izvedbi je potrebno konzultirati projektanta.

ST. SPREMEMBE	DATUM	SPREMEMBA	SPREMENIL	ODOBRIL

SPINA
Nova mesta, d.o.o.

Resnikova 7 a
8000 Novo mesto
Slovenija

+386 7 373 05 55
spina@spina.si
www.spina.si

INVESTITOR	DARS, Družba za avtoceste v Republiki Sloveniji d. d. Ulica XIV. divizije 4, 3000 Celje
OBJEKT	OBNOVA CESTNIŠKE POSTAJE IN IZPOSTAVE DOB
DATUM PZI	MAJ 2025
DATUM ZDELAVE PO REDIMENZIJ	OKTOBER 2025

NAČRT	FAZA	ST. PROJEKTA	ST. NAČRTA	ST. LISTA
2.1 - GRADBENOSTNO	PZI	KGZP 2024/011	382/2024	08.6

ARMATURA STEN SKLADIŠČA SOLI 08
Poz. W-08.1, W-08.2, W-08.3 M 1:50

Vsa dela izvajati v skladu z Gradbeno dovoljenje

AB TALNA PLOŠČA - SKLADIŠČE SOLI; d=30cm

Spodnja/zgornja armatura, robna armatura, armatura dilatacij

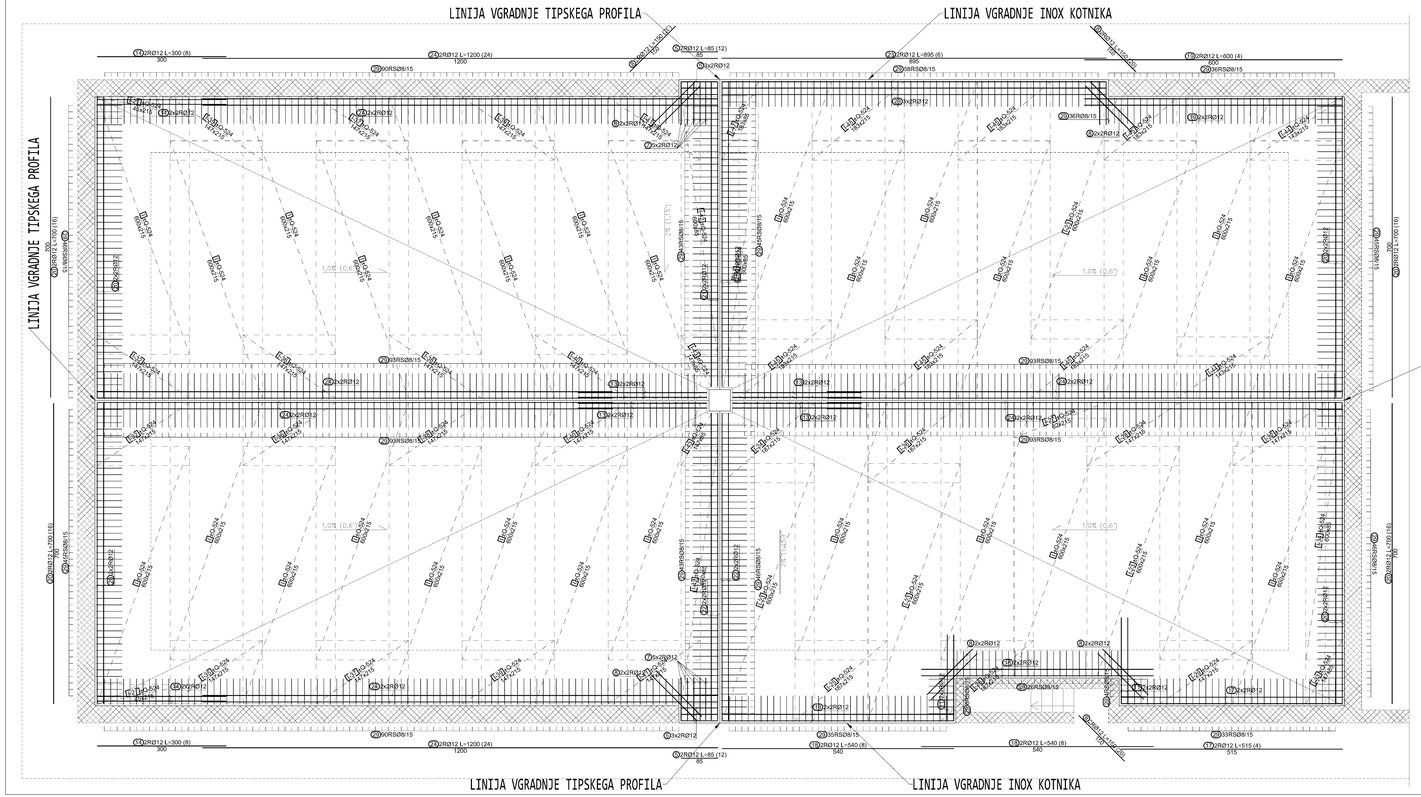

DETAJL ARMATURE OB JAŠKU 1

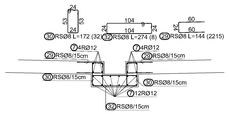

Vgradnja INOX kotnikov; M 1:20

L40/40/4

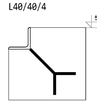

OB JAŠKU, VGRADI SE LTŽ REŠETKA



OB ROBOVIH PLOŠČE

Prostorska dilatacija; M 1:10

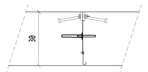

Uporabi se tipski dilatacijski profil
Npr. TIEPPO - TYPE H oz. enakovredno

Distančniki; M 1:20

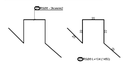

BETONI:
- C12/15, X0; podložni beton
- C25/30, XC2; temelji
- C30/37, XF1, XC4; stene in stebri
- C30/37, XC4, XD3, XF4, XA1; talne plošče

ARMATURA: B **500-B**
- preklop palic - min 60Ø
- preklop mrež - 3 okenca oz. vsaj 55cm

SPLOŠNE OPOMBE:
-Vse mere preveriti na mestu samem
-Povezava z arhitekturnimi načrti, dimenzijo armature po potrebi prilagoditi dejanskemu stanju
-V primeru nejasnosti ali spremembah pogojev pri izvedbi je potrebno konzultirati projektanta.

ŠT. SPREMEMBE	DATUM	SPREMEMBA	SPREMENIL	ODOBRIL

SPINA Nova mesta, d.o.o.
Ressslova 7 a
8000 Novo mesto
Slovenija
+386 7 373 05 16
spina@spina.si
www.spina.si

INVESTITOR	DARS, Družba za avtoceste v Republiki Sloveniji d. d. Ulica XIV. divizije 4, 3000 Celje
OBJEKT	OBNOVA CESTNINSKE POSTAJE IN IZPOSTAVE DOB
DATUM PZI	MAJ 2025
DATUM IZDELAVE PO RECENZIJI	OKTOBER 2025

NAČRT	FAZA	ŠT. PROJEKTA	ŠT. NAČRTA	ŠT.LISTA
2.1 - GRADBENIŠTVO	PZI	KGIP 2024/011	102/2024	08.7

TALNA PLOŠČA - SKLADIŠČE SOLI O8

M 1:50

AB TALNA PLOŠČA - PRALNICA; d=30cm

Robna armatura, armatura jaška

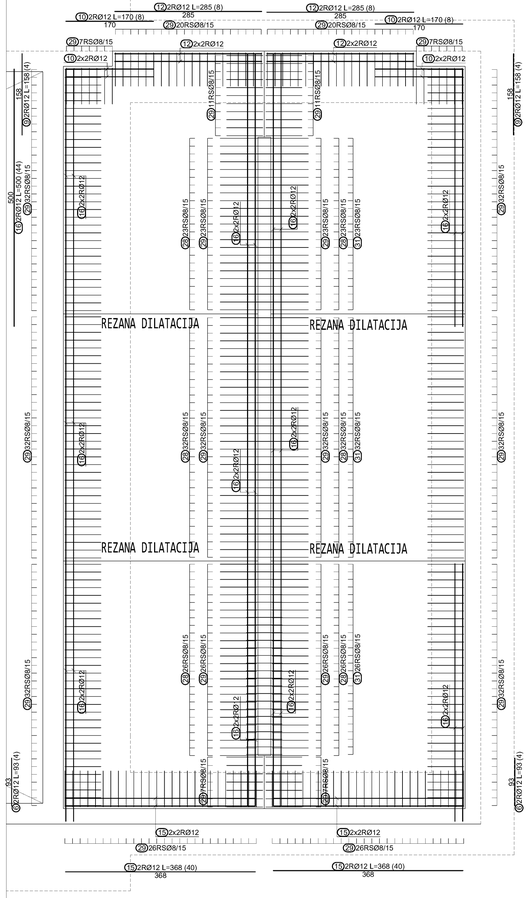

AB TALNA PLOŠČA - PRALNICA; d=30cm

Mrežna armatura, dilatacija

LINIJA VGRADNJE INOX KOTNIKA

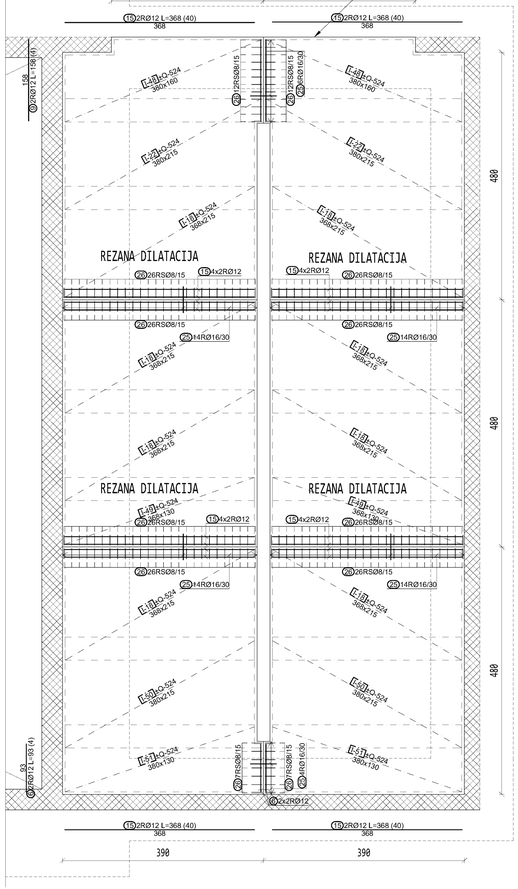

DETAJL ARMATURE OB JAŠKU

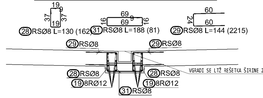

Rezana dilatacija; M 1:20

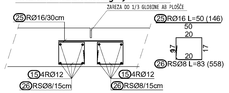

Rezanje 1 dan po betoniranju, odprtino zapolniti s trajno elastičnim kitom
Uporabi se lahko tipski moznik

Distančniki; M 1:20



Vgradnja INOX kotnikov; M 1:20

L40/40/4

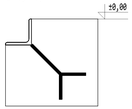

OB JAŠKU, VGRADI SE LTŽ REŠETKA

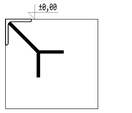

OB ROBOVIH PLOŠČE

BETONI:
- C12/15, X0; podložni beton
- C25/30, XC2; temelji
- C30/37, XF1, XC4; stene in stebri
- C30/37, XC4, XD3, XF4, XA1; talne plošče

ARMATURA: B **500-B**
- preklop palic - min 60Ø
- preklop mrež - 3 okenca oz. vsaj 55cm

SPLOŠNE OPOMBE:
-Vse mere preveriti na mestu samem
-Povezava z arhitekturnimi načrti, dimenzijo armature po potrebi prilagoditi dejanskemu stanju
-V primeru nejasnosti ali spremembah pogojev pri izvedbi je potrebno konzultirati projektanta.

ŠT. SPREMEMBE	DATUM	SPREMEMBA	SPREMENIL	ODOBRIL

SPINA Novo mesto, d.o.o.
Ressnova 7 a
8000 Novo mesto
Slovenija
+386 7 373 05 16
spina@spina.si
www.spina.si

INVESTITOR	DARS, Družba za avtoceste v Republiki Sloveniji d. d. Ulica XIV. divizije 4, 3000 Celje
OBJEKT	OBNOVA CESTNINSKE POSTAJE IN IZPOSTAVE DOB
DATUM PZI	MAJ 2025
DATUM IZDELAVE PO RECENZIJI	OKTOBER 2025

NAČRT	FAZA	ŠT. PROJEKTA	ŠT. NAČRTA	ŠT.LISTA
2.1 - GRADBENIŠTVO	PZI	KGIP 2024/011	102/2024	08.8

TALNA PLOŠČA - PRALNICA 08

M 1:50

AB KLANČINA; d=30cm

Robna armatura, mrežna armatura

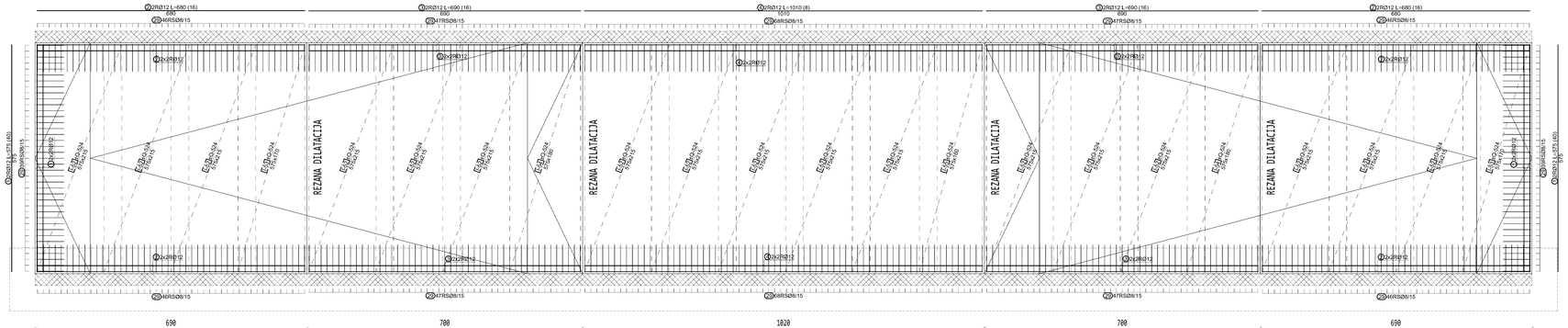

AB KLANČINA; d=30cm

Armatura dilatacij



Rezana dilatacija; M 1:20

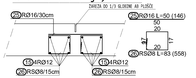

Rezanje 1 dan po betoniranju, odprtino zapolniti s trajno elastičnim kitom
Uporabi se lahko tipski moznik

Distančniki; M 1:20



BETONI:
- C12/15, XO; podložni beton
- C25/30, XC2; temelji
- C30/37, XF1, XC4; stene in stebri
- C30/37, XC4, XD3, XF4, XA1; talne plošče

ARMATURA: B **500-B**
- preklop palic - min 60Ø
- preklop mrež - 3 okenca oz. vsaj 55cm

SPLOŠNE OPOMBE:
-Vse mere preveriti na mestu samem
-Povezava z arhitekturnimi načrti, dimenzijo armature po potrebi prilagoditi dejanskemu stanju
-V primeru nejasnosti ali spremembah pogojev pri izvedbi je potrebno konzultirati projektanta.

ŠT. SPREMEMBE	DATUM	SPREMEMBA	SPREMENIL	ODOBRIL

SPINA Nova mesto, d.o.o.
Resslova 7 a
8000 Novo mesto
Slovenija
+386 7 373 05 16
spina@spina.si
www.spina.si

INVESTITOR	DARS, Družba za avtoceste v Republiki Sloveniji d. d. Ulica XIV. divizije 4, 3000 Celje
OBJEKT	OBNOVA CESTNINSKE POSTAJE IN IZPOSTAVE DOB
DATUM PZI	MAJ 2025
DATUM IZDELAVE PO RECENZIJI	OKTOBER 2025

NAČRT	FAZA	ŠT. PROJEKTA	ŠT. NAČRTA	ŠT.LISTA
2.1 - GRADBENIŠTVO	PZI	KGIP 2024/011	102/2024	08.9

AB KLANČINA - SKLADIŠČE O8

M 1:50

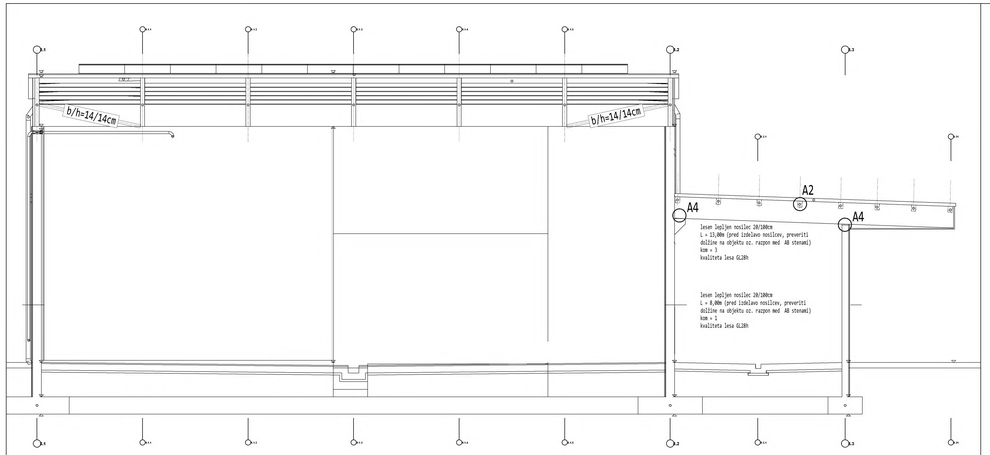

PREREZ B-B

TLORIS OSTREŠJA

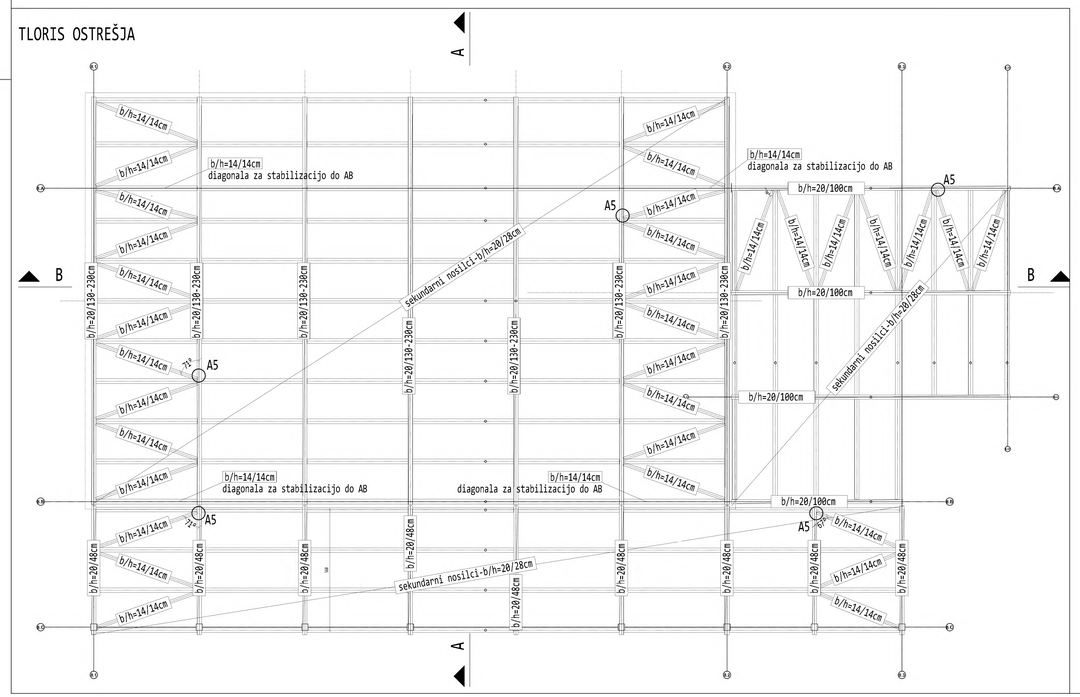

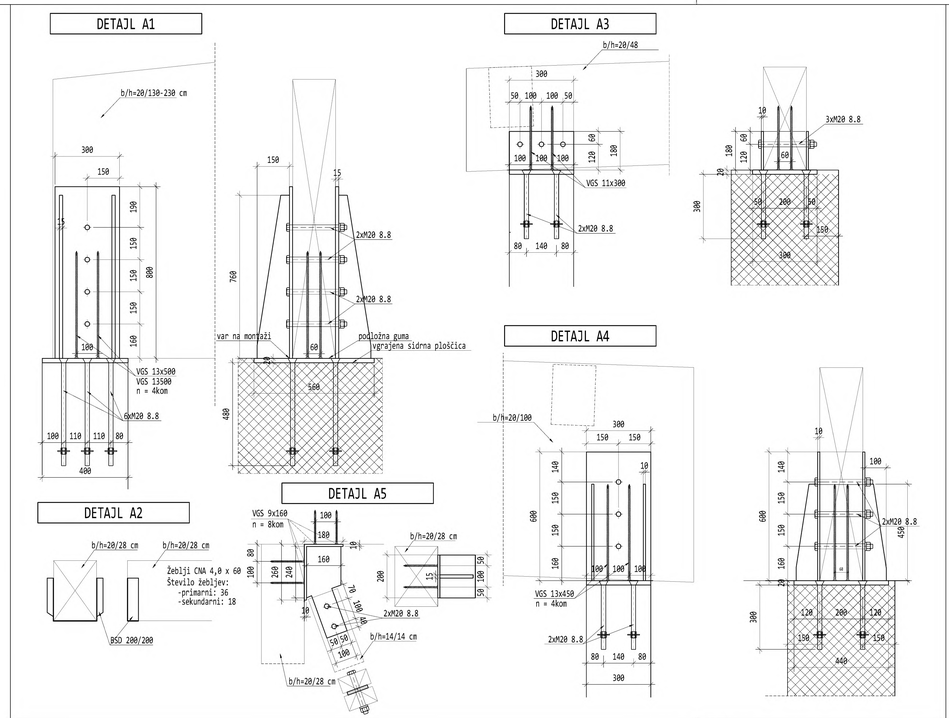

DETAJLI

PREREZ A-A

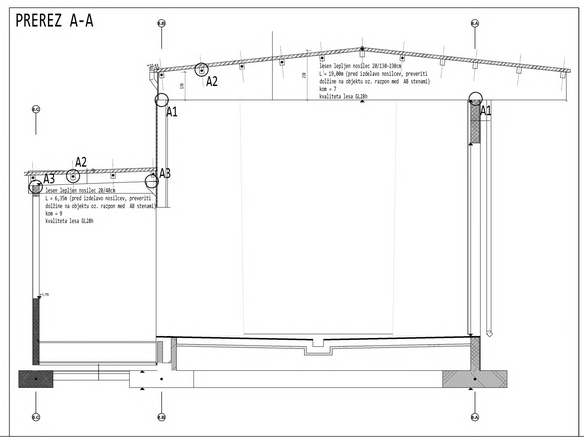

ANTIKOROZIJSKA ZAŠČITA (ISO 12944-5):
- C4, trajnost H
- vročecinkano

VIJAKI:
- kvaliteta 8.8
- luknje za vijake po DIN EN 20273, za daljše vijake po DIN 931
- varovanje matice pred odvitjem z vzmetno podložko

BETONI:
-**C12/15** X0 - podbetoniranja in podložni beton
-**C25/30** XC2 Dmax32mm-min.zaščitna plast cmin=25mm - temelji in vkopane stene
-**C30/37** XC4/XF1 Dmax16mm-min. zaščitna plast cmin=30mm - izpostavljene zunanje stene
-**C30/37** XC4 XD3 XF4 XM1 Dmax16mm-min.zaščitna plast cmin=45mm - zunanje talne plošče
-**C30/37** XD2 Dmax16mm-min. zaščitna plast cmin=40mm - dno in stene plavalnih bazenov
-**C25/30** XC3 XD1 XM1 Dmax16mm-min. zaščitna plast cmin=25mm - notranja talna plošča
-**C25/30** XC1 Dmax16mm-min. zaščitna plast cmin=15mm - ostali AB elementi objekta

ARMATURA: **S500-B**
- preklop palic - min 60Ø
- preklop mrež - 3 okenca oz. vsaj 55cm

SPLOŠNE OPOMBE:
-Vse mere preveriti na mestu samem
-Povezava z arhitekturnimi načrti, dimenzijo armature po potrebi prilagoditi dejanskemu stanju
-V primeru nejasnosti ali spremembah pogojev pri izvedbi je potrebno konzultirati projektanta.

ŠT. SPREMEMBE	DATUM	SPREMEMBA	SPREMENIL	ODOBRIL

SPINA
Novo mesto, d.o.o.
Resslova 7 a
8000 Novo mesto
Slovenija
+386 7 373 05 16
spina@spina.si
www.spina.si

INVESTITOR	DARS, Družba za avtoceste v Republiki Sloveniji d. d. Ulica XIV. divizije 4, 3000 Celje
OBJEKT	ODNOVA CESTNIŠKE OBJEKTE IN IZDOSTAVE DOB
DATUM PZI	MAJ 2025
DATUM IZDELAVE PO RECENZIJI	OKTOBER 2025

NAČRT	FAZA	ŠT. PROJEKTA	ŠT. NAČRTA	ŠT.LISTA
2.1 - GRADBENIŠTVO	PZI	KGIP 2024/011	102/2024	08.10

OBJEKT 08 M 1:50
LESENO OSTREŠJE - DISPOZICIJA MATERIALA